

intelligent
labelling
solutions

Ultrafast output:
up to **300 pack/min**



GLM-B-x

High-performance labeller

Quality, precision and efficiency



Positioned precisely for optimal product presentation



High performance that keeps pace with the packing line



Economical, reliable and durable



GLM-B-x Automatic high-performance labeller

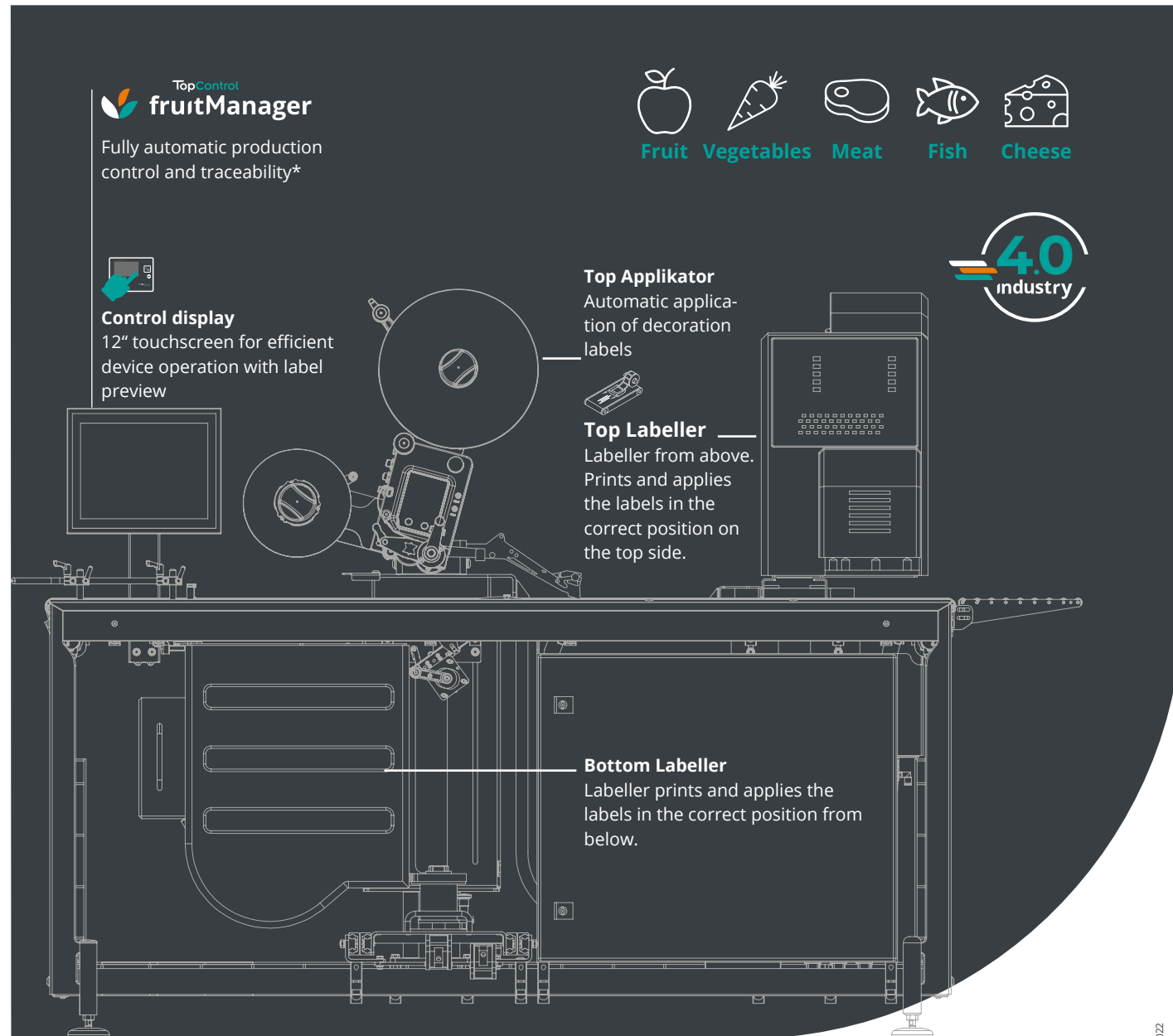
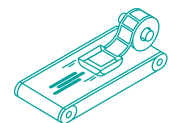
With our automatic GLM-B-S labelling solution, you can optimise your packaging process.

The labeller ensures that labels are applied in exactly the right position so that your products are still perfectly presented. You also benefit from the high performance of the GLM-B-S, which can keep up with the packing line.

Thanks to the unique modular system, the GLM-B-S is available in different, compact and flexible unit variants. By using different labelers and applicators, the GLM-B-S provides the best labelling result for your requirements.

It can be integrated into existing production lines.

The GLM-B-x labeller is available in a wide variety of high-speed variants as the GLM-B-S and also as an economy variant GLM-B-E (see p. 4).



*optional with fruitManager

HIGHLIGHTS



Positioning of labels for optimal product presentation



High performance that keeps pace with the packing line



Economical, reliable and durable



Quality, precision and efficiency



Easy and intuitive handling



Robust and hygienic design in stainless steel



Maintenance-free labelling system



Easy changing of label rolls



Modular design




Remote Service

TECHNICAL DATA

Labelling performance	up to 80-300 packs/minute (depending on machine variant, pack characteristics and label size)
Labelling technology	Blow head labeller, suction tape applicator and IXOR
Label size with blow head labeller	min. 30 x 30 mm to max. 100 x 100 mm - (L/W)
Label size with suction tape applicator	min. 40 x 40 mm to max. 200 x 120 mm - (L/W)
Label size with label dispenser - peel off	182 x 410 mm (WxL)
Label roll	Outer diameter 300 mm, core diameter 76 mm
Printing technology	Direct thermal and optional thermal transfer
Thermal transfer ribbon optional	Core diameter 25,4 mm, outer diameter 81 mm
Print resolution	8 dot/mm
Print speed	max. 250 mm/s
Print width	104 mm

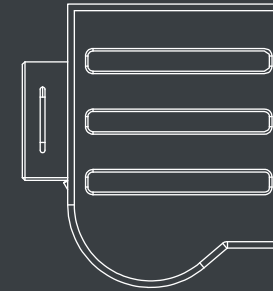
Label passage	120 mm
Pack size (W/L/H)	min. 40 x 40 H>1 mm, max. 300 x 300 x 250 mm min. with suction tape applicator 40 x 80 x 40 mm
Direction of travel	right/left or left/right
Operating unit	12 inch LCD display with touch screen function
Interfaces	RS 485, RS 232, RS 422, Ethernet
Operating temperature	10-40° C
Humidity	20 - 90 %
Mains voltage	230 V AC/50 Hz
Power	max. 1500W
Memory	2 GB
Unit design	Compact Flash cardcompact and modular design made of stainless steel

Variants GLM-B-S	TE = Top Labeller	BE = Bottom Labeller	TA = Top Applikator
GLM-B-S 80 1TE	1		
GLM-B-S 80 1TA			1
GLM-B-S-100 1BE		1	
GLM-B-S-100 1TE 1BE	1	1	
GLM-B-S-100 1TA 1BE		1	1
GLM-B-S-100 1TE 1BE 1TA	1	1	1
GLM-B-S-200 1TE 2BE 1TA	1	2	1
GLM-B-S-200 2BE 1TA		2	1
GLM-B-S-200 1TE 2BE	1	2	
GLM-B-S-200 2TE 2BE	2	2	
GLM-B-S-300 2TE 3BE	2	3	
GLM-B-S-300 3BE 2TA		3	2



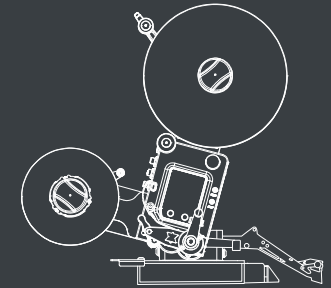
TE - Top Labeller

The Top Labeller prints and applies the labels from above on the packaging.



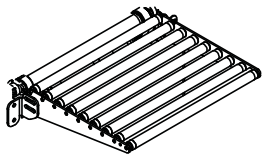
BE - Bottom Labeller

The Bottom Labeller prints and applies the labels from below on the packages.



TA - Top Applicator

The label dispenser applies pre-printed decorative labels to the packages.



Outfeed roller conveyor

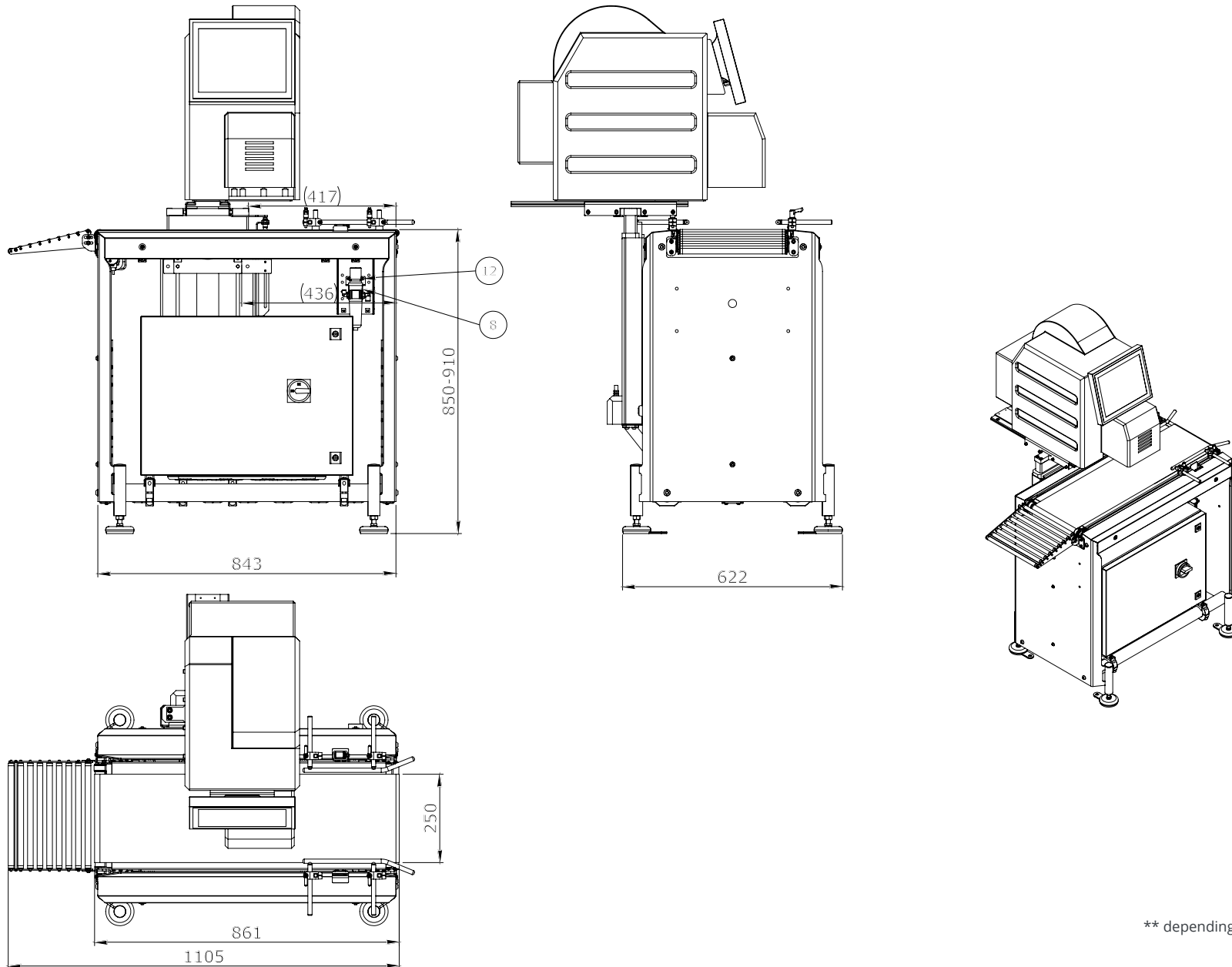
The optional outfeed roller conveyor can be mounted on the GLM-B-S to compensate for any height differences between the labeller and the next station.

It is available in the following variants:

300x 240mm or 600x 240 mm

GLM-B-S 80 ITE 1x Top Labeller

Technical drawings



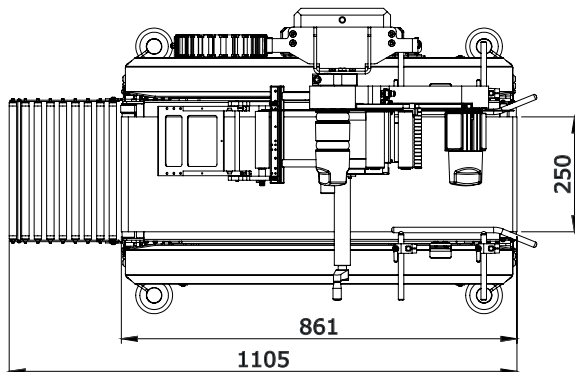
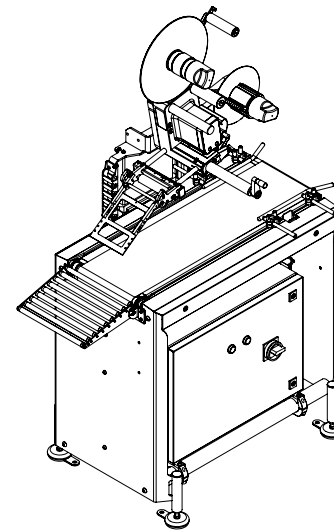
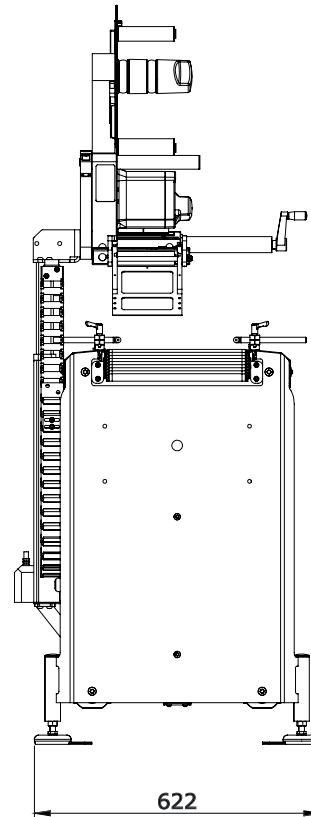
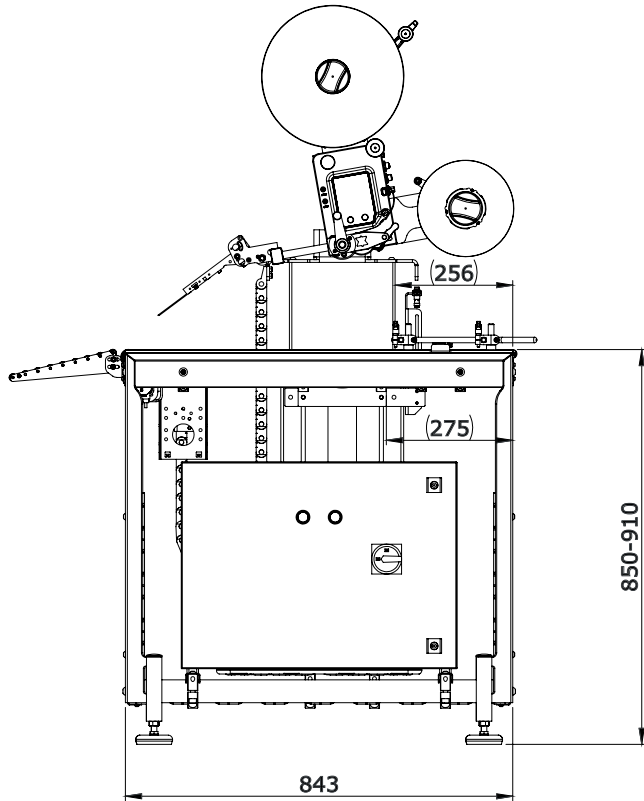
Leistung bis zu
80 pack/Min. **

*height adjustable

** depending on pack size and speed of the preceding station.

GLM-B-S 80 ITA 1x Top Applicator

Technical drawings



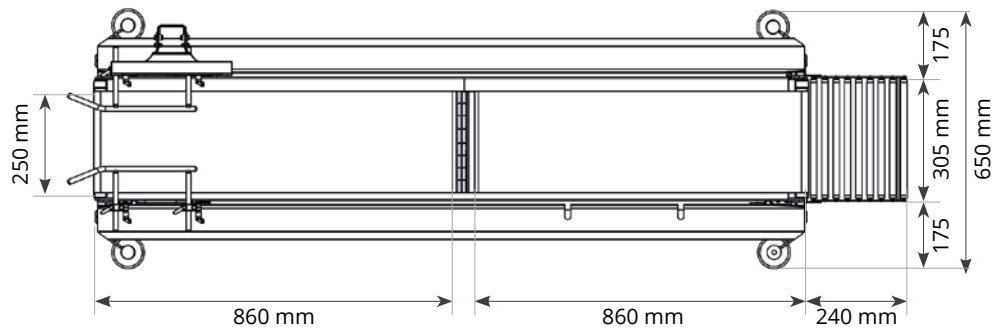
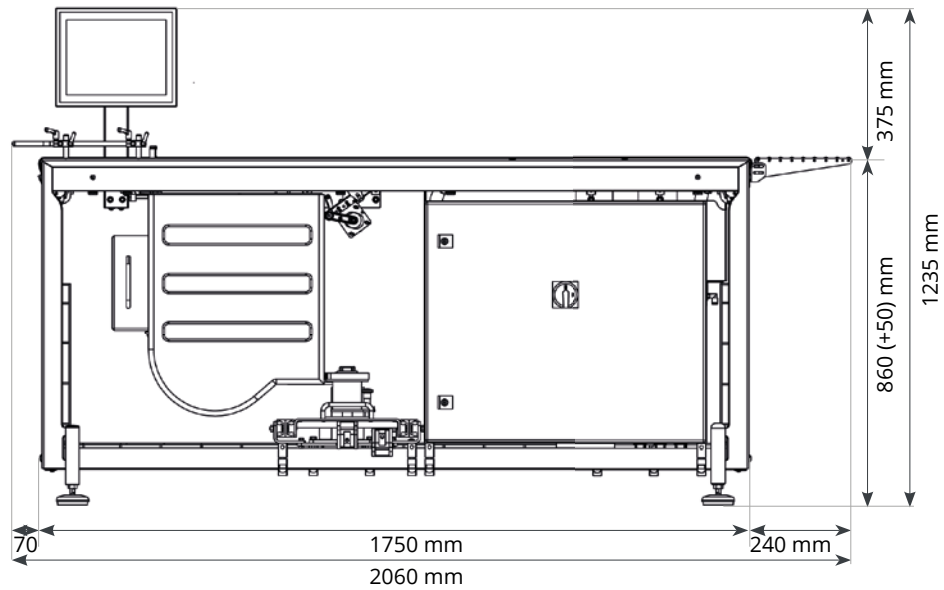
Leistung bis zu
200 pack/Min. **

*height adjustable

** depending on pack size and speed of the preceding station.

GLM-B-S-100 1BE 1x Bottom Labeller

Technical drawings



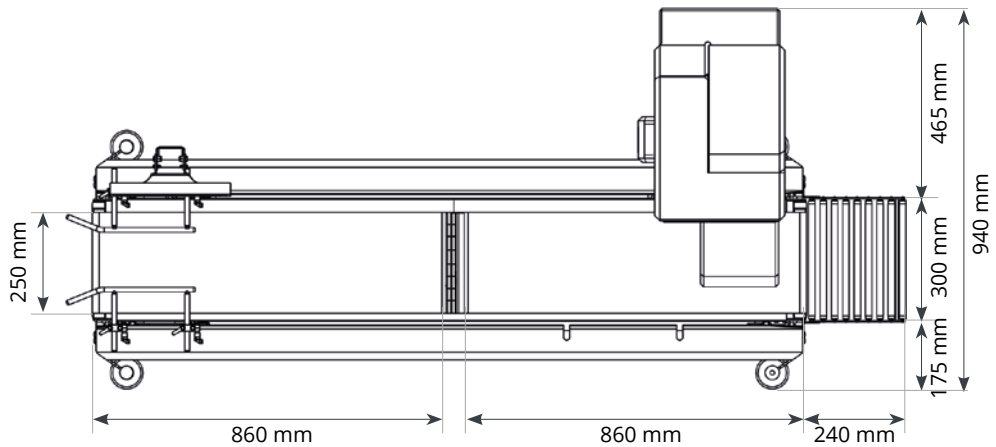
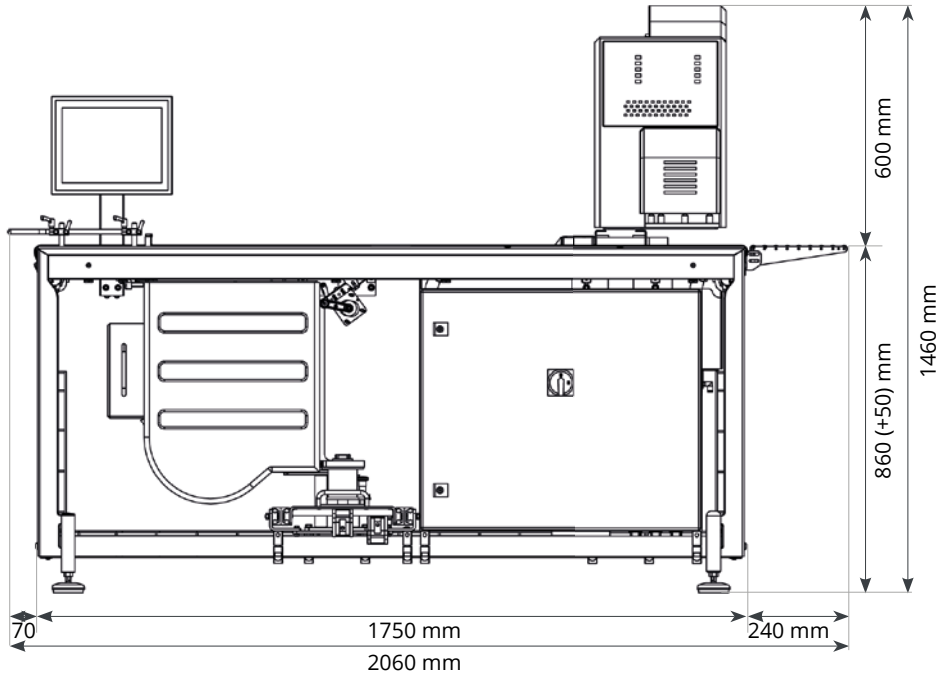
Output up to
100 pack/min **.

*height adjustable

** depending on pack size and speed of the preceding station.

GLM-B-S-100 ITE 1BE 1x Top Labeller + 1x Bottom Labeller

Technical drawings



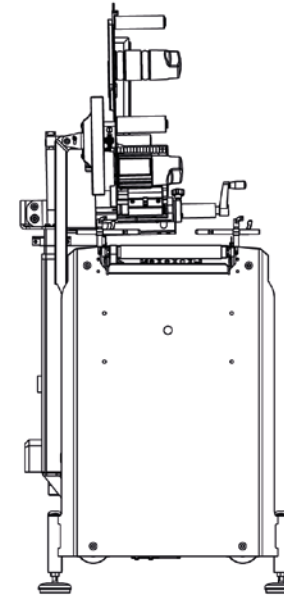
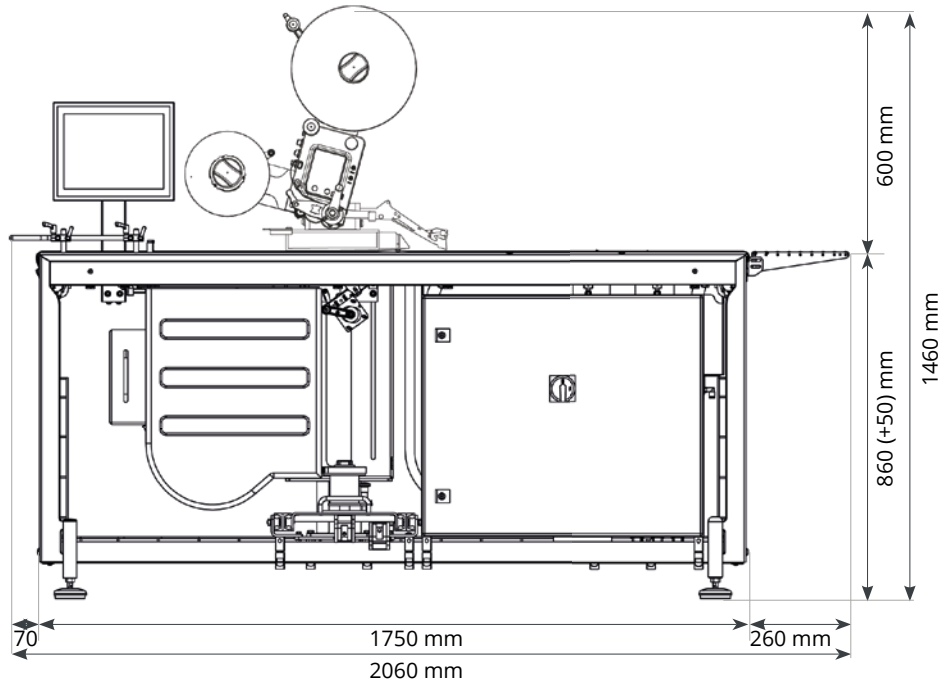
Output up to
100 pack/min **.

*height adjustable

** depending on pack size and speed of the preceding station.

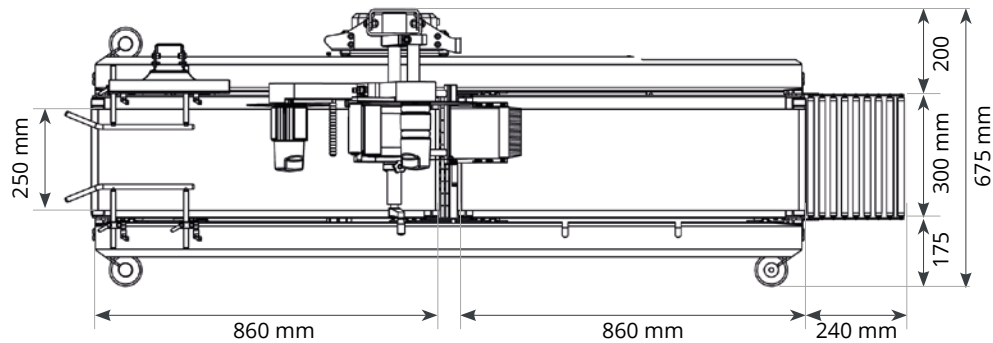
GLM-B-S-100 1BE ITA 1x Bottom Labeller + 1x Top Applicator

Technical drawings



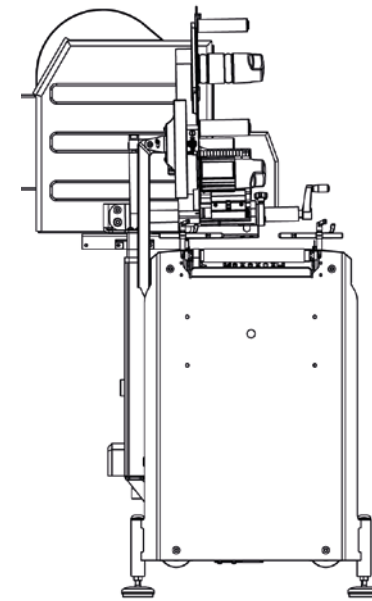
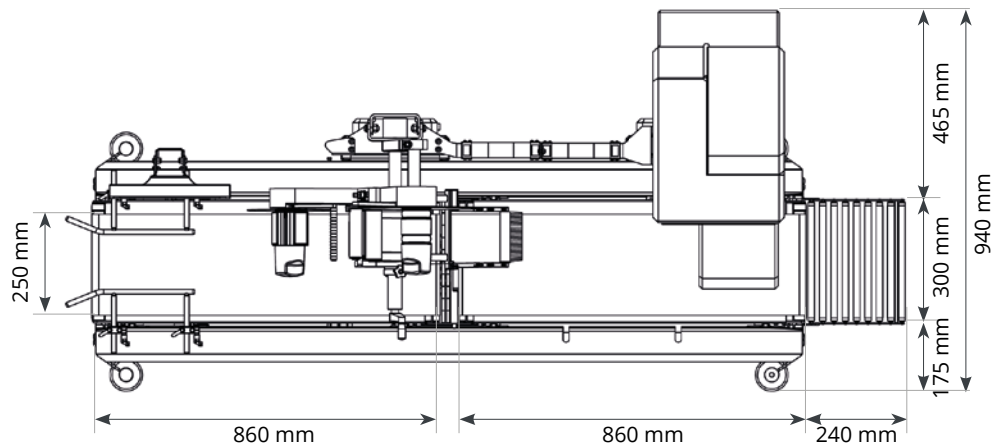
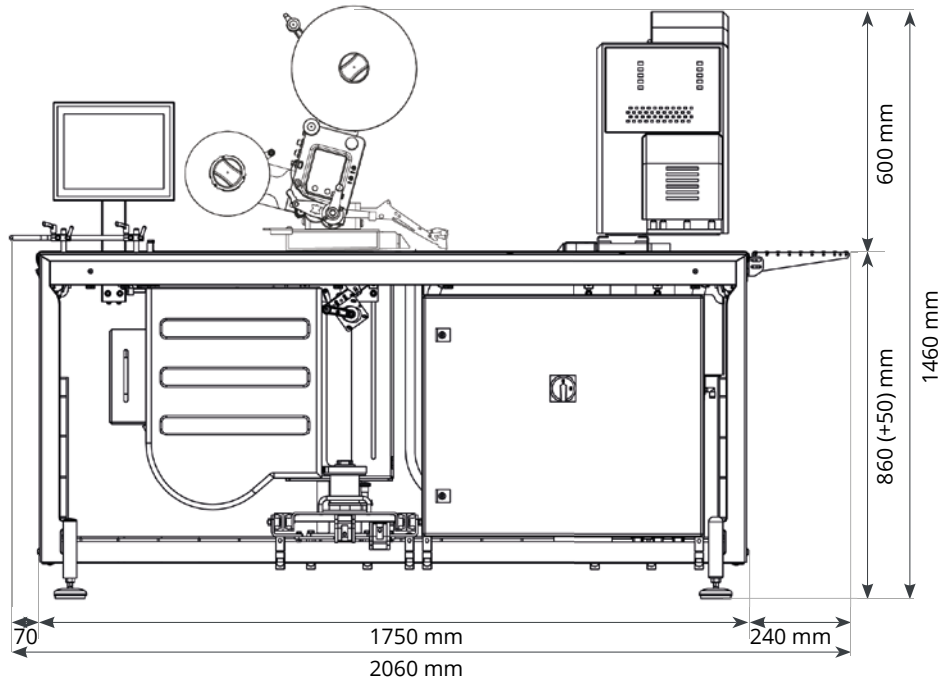
Output up to
100 pack/min **.

*height adjustable
** depending on pack size and speed
of the preceding station.



GLM-B-S-100 ITE 1BE 1TA 1x Top Labeller + 1x Bottom Labeller + 1x Top Applicator

Technical drawings

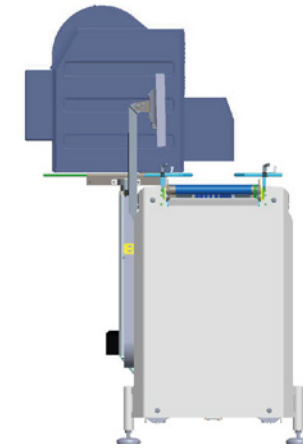
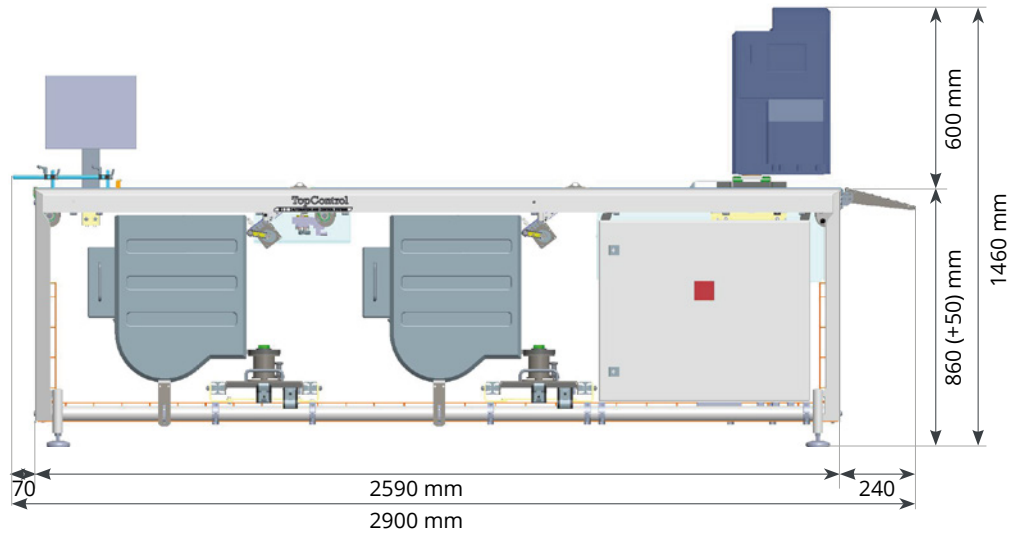


Output up to
100 pack/min **.

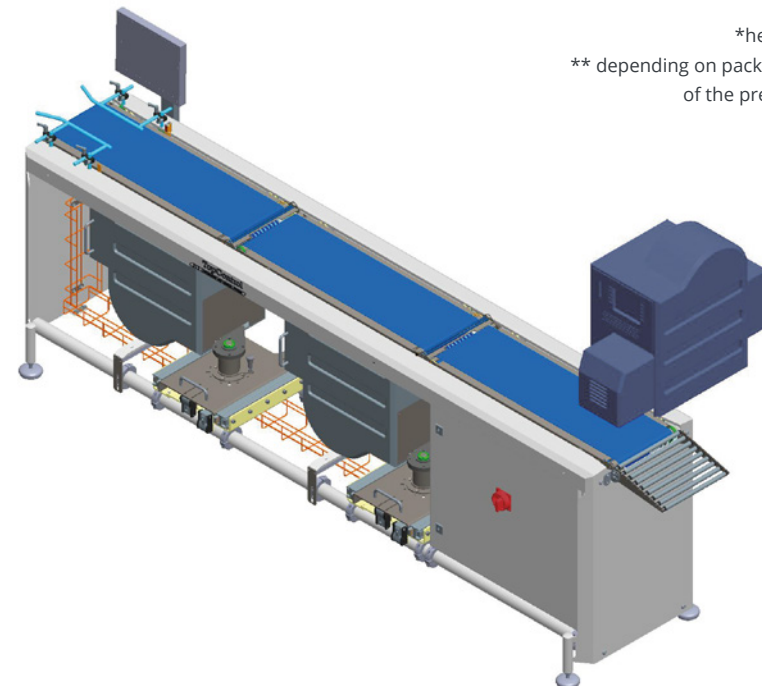
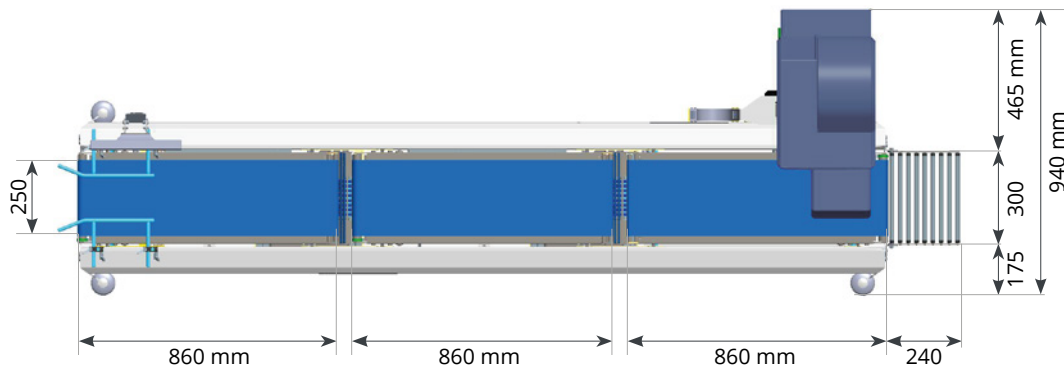
*height adjustable
** depending on pack size and speed
of the preceding station.

GLM-B-S-200 ITE 2BE 1x Top Labeller + 2x Bottom Labeller

Technical drawings



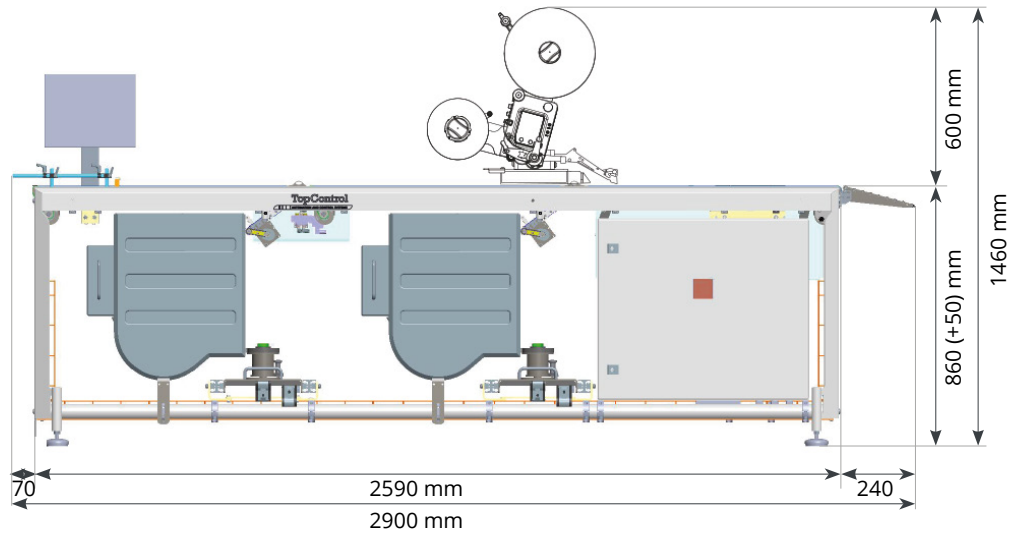
Leistung bis zu
200 pack/Min. **



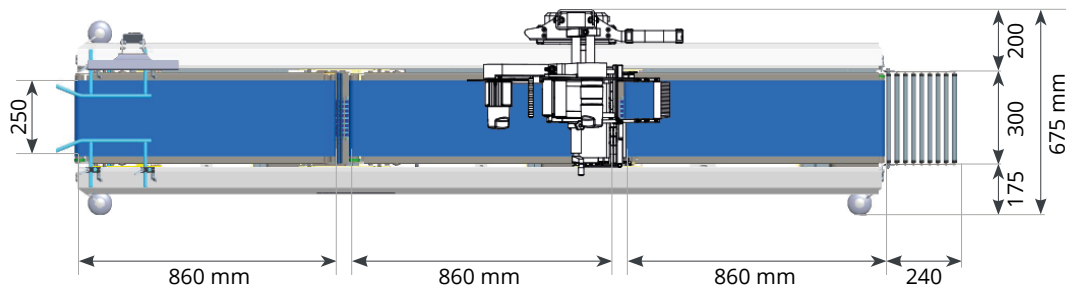
*height adjustable
** depending on pack size and speed
of the preceding station.

GLM-B-S-200 2BE ITA 2x Bottom Labeller + 1x Top Applicator

Technical drawings



Leistung bis zu
200 pack/Min. **

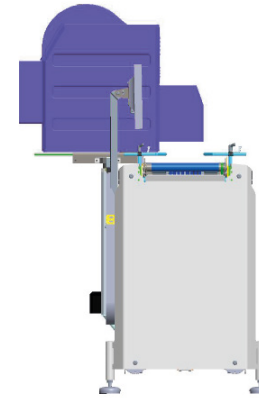
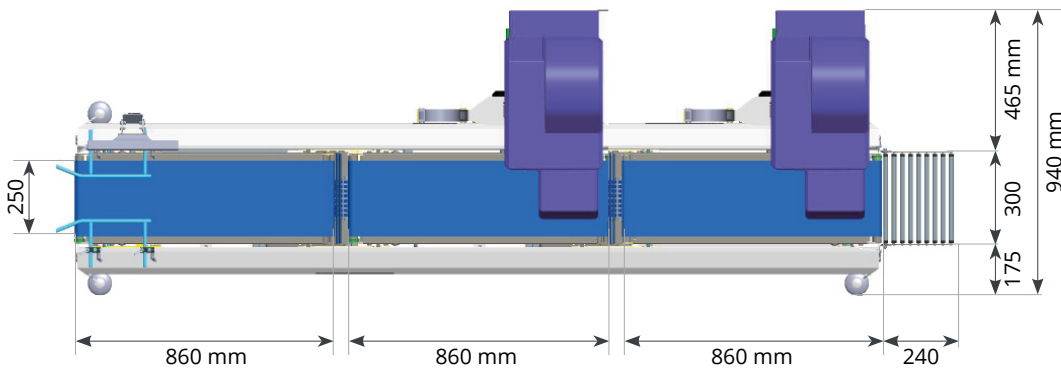
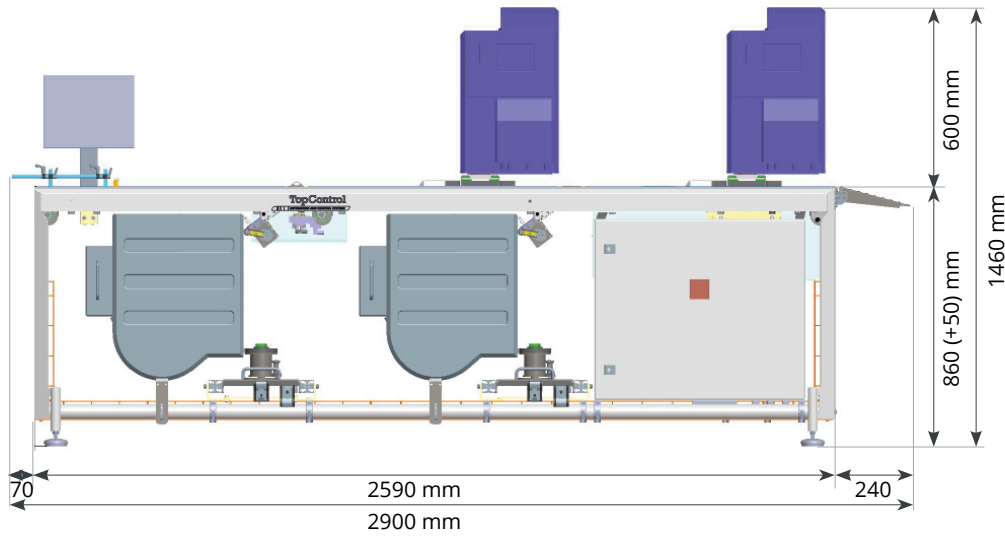


*height adjustable

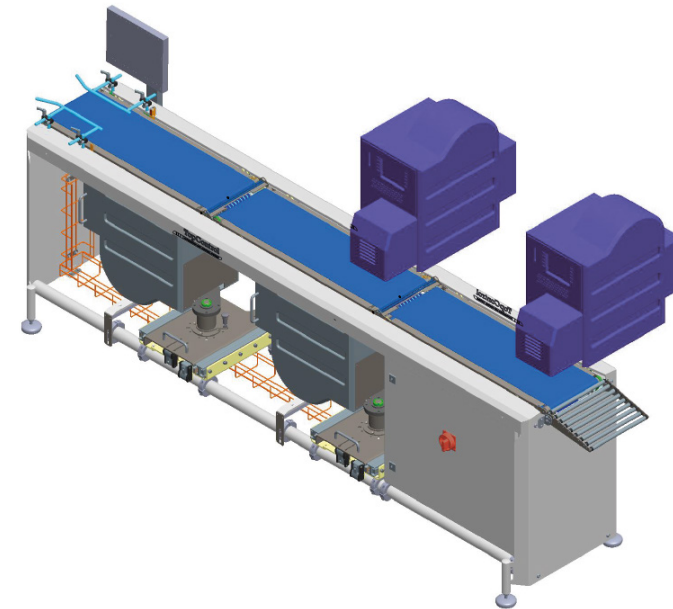
** depending on pack size and speed of the preceding station.

GLM-B-S-200 2TE 2BE 2x Top Labeller + 2x Bottom Labeller

Technical drawings



Output up to
200 pack/min **.

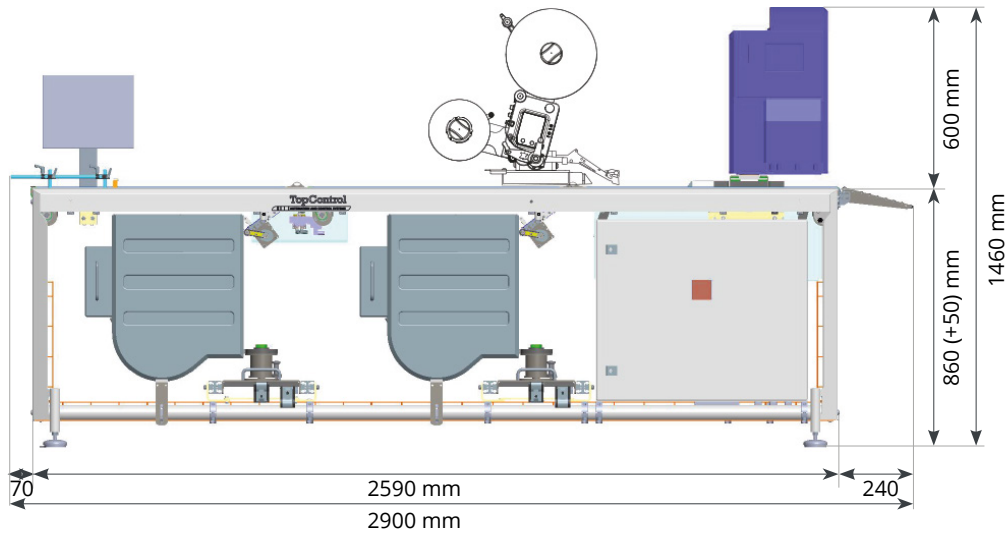


*height adjustable

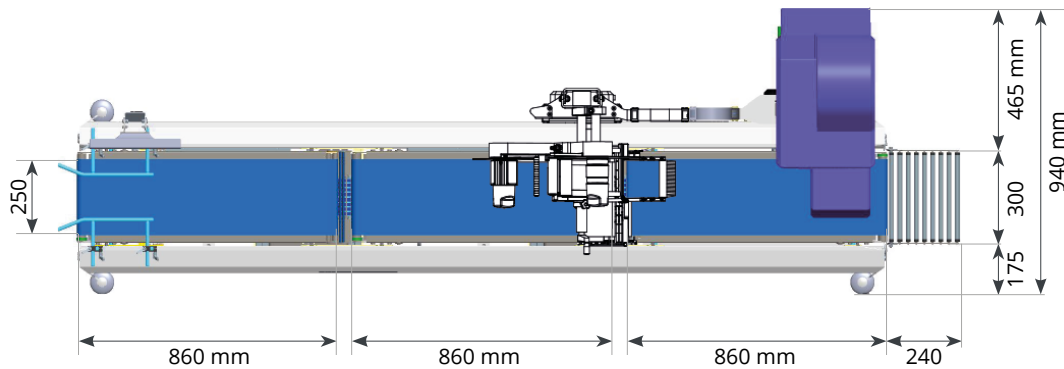
** depending on pack size and speed of the preceding station.

GLM-B-S-200 ITE 2BE ITA 1x Top Labeller + 2x Bottom Labeller + 1x Top Applicator

Technical drawings



Output up to
200 pack/min **.



*height adjustable

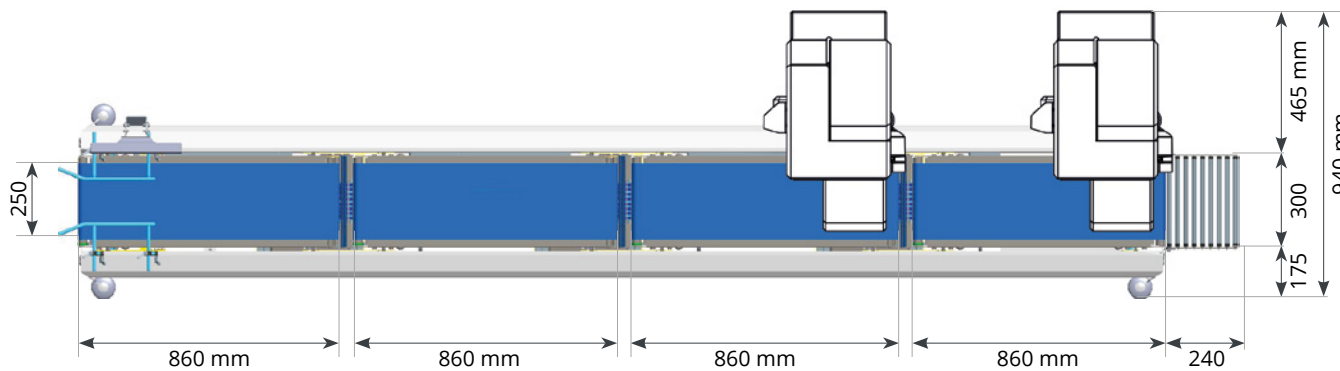
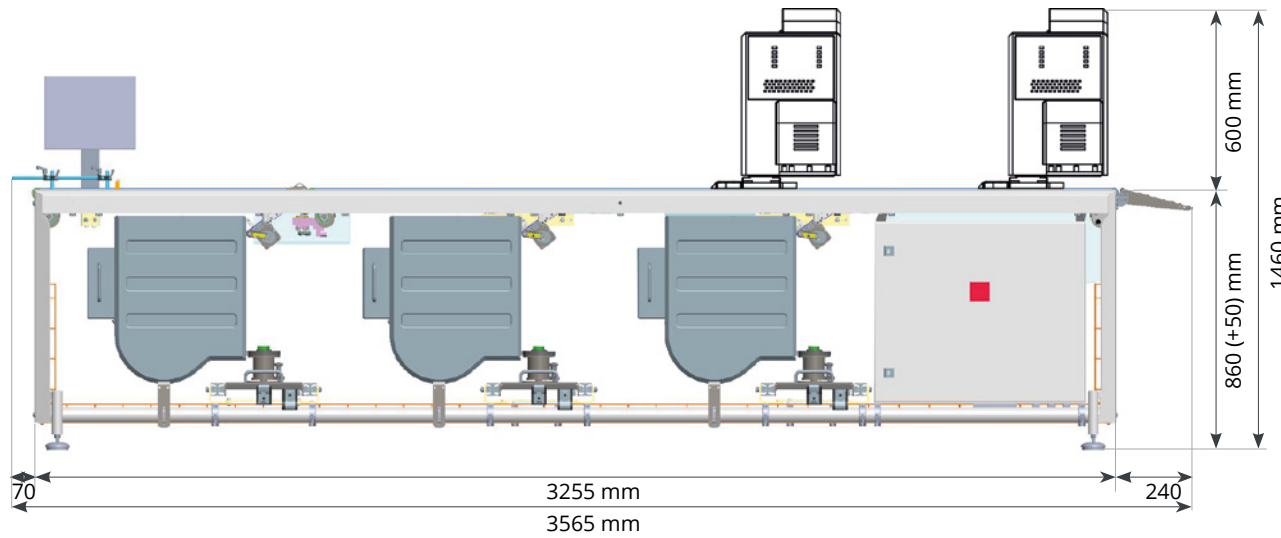
** depending on pack size and speed of the preceding station.

GLM-B-S-300 2TE 3BE 2x Top Labeller + 3x Bottom Labeller

Technical drawings



Output up to
300 pack/min **


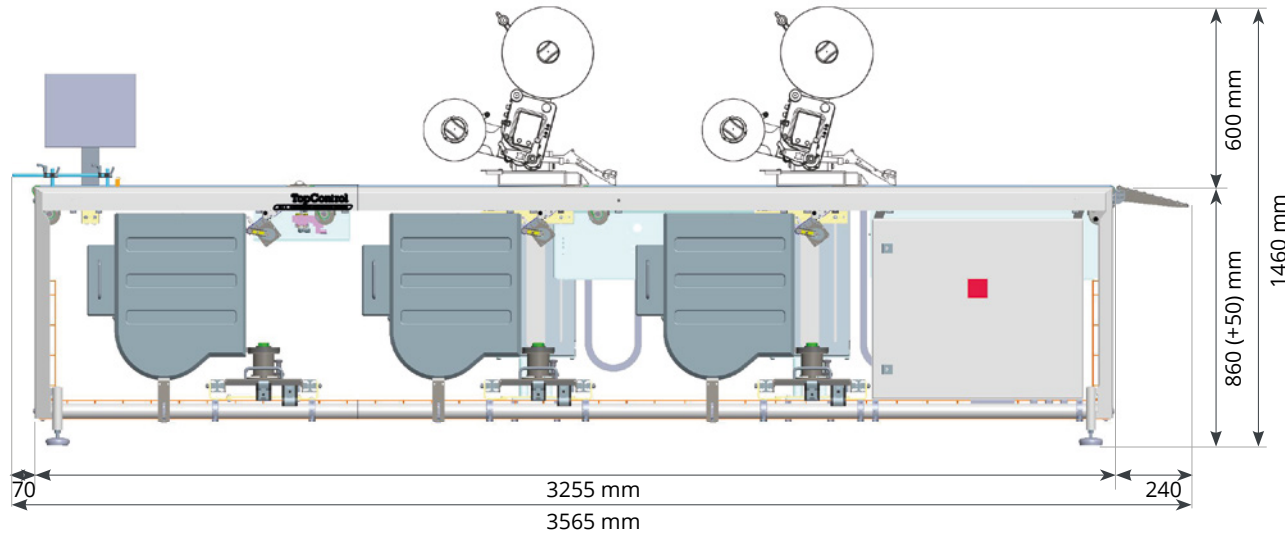


*height adjustable

** depending on pack size and speed of the preceding station.

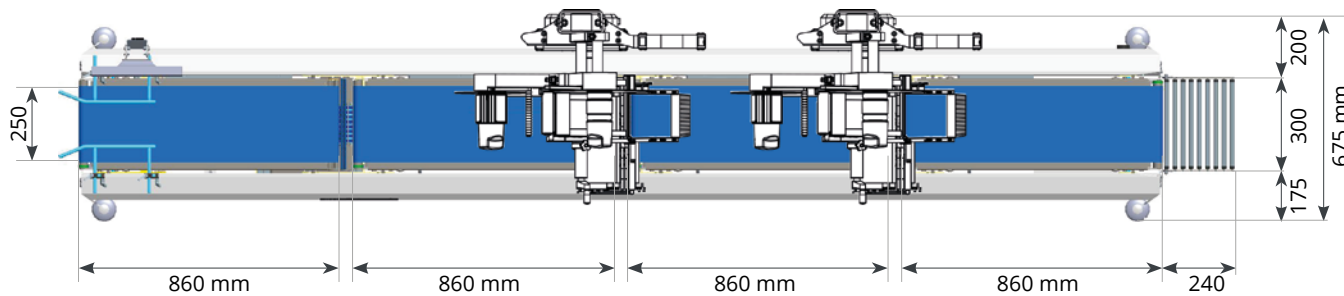
GLM-B-S-300 3BE 2TA 3x Bottom Labeller + 2x Top Applicator

Technical drawings



Output up to
300 pack/min **

*height adjustable
** depending on pack size and speed
of the preceding station.





IWS 2000
Levelling scale



IWS 2500
Weighing station



RSC 9200
Removal scale



IWS 3000
Smart weighing table



MHP 1000
Combination scale



MHP 1100
Combination scale



MHP 1200
Combination scale

intelligent weighing solutions



MHP 1300
Combination scale



MHP 2000
Combination scale



MHP 2100
Combination scale



MHP 3100
Combination scale



MHP 5200
Automatic multibelt scale




ST A500B
Automatic checkweigher for transport packaging



ST EPW310
Dynamic scale for bags

intelligent labelling solutions



GLM-B-S 80/100/200/300
High-performance labeller



ILS 2100
Labeller for transport packaging



ILS 3100
Labeller for transport packaging




ILS 2900
Pallet labeller




ILS 3900
Pallet labeller

intelligent packaging solutions




IPS: Line with 4 levels and front weighing tables and MHP 3000 semi-automatic combination scale



IPS: Line with 4 levels and lateral weighing tables



IPS small: Line with 2 levels and front weighing tables and automatic checkweigher



IPS small
Rundlauflinie

smart software solutions



TopControl **foodProcess**



TopControl **fruitManager**

